

NÍTiD

S18WP

2400 W
1x 18" PASSIVE
SUBWOOFER

NÍTiD



CARDIOID PRESETS
AVAILABLE with external
Amate Audio amplifiers &
DSP's



MULTIPLE PRESETS
AVAILABLE with external
Amate Audio amplifiers & DSP's



HIGH RESISTANCE
POLYUREA® FINISH



EASY RIGGING &
INSTALLATION
ACCESSORIES

The new version of the compact and powerful 18" subwoofer, toned down frequency response, hits lower bass notes under a new connectors' profile.

KEY FEATURES

TRANSDUCER TECHNOLOGY

Passive subwoofer comprising a direct radiating 4-inch voice coil, 18" loudspeaker front loaded in a bass-reflex tuned enclosure with laminar ports.

POWER & CONTROL

2400 W continuous musical program power handling.

Connectors mounted on an inclined recessed moulded connector plate for improved security and environmental protection.

Double Speakon NL4MP® (input & link).

Dedicated control presets available with Amate Audio LMS series DSP processors and TPD series processing amplifiers.

Cardioid presets available with Amate Audio LMS series DSP processors.

DESIGN & ACCESSORIES

Recessed ergonomic carry handles.

Exclusive 2mm black mesh speaker grilles with optimum perforation gradient and aesthetic appearance.

Multilayer birch plywood cabinet with Polyurea® coating, providing maximum robustness and strength for touring, events production, venue installation and other highly demanding applications.

M20 plate socket provided at the top side for 2-way enclosure coupling.

M6 rigging points for easy flying (with KRW118 accessory).

NÍTID

S18WP

2400 W
1x 18" PASSIVE
SUBWOOFER


NÍTID



TECHNICAL FEATURES

Power (musical program)	2400 W
Power (r.m.s)	1200 W
Nominal Impedance	8 Ω
SPL(1W/1m)	98 dB
Maximum SPL (continuous/1m)	132 dB
Maximum SPL (peak/1m)	135 dB
Crossover frequency (recommended)	80 Hz / 90 Hz / 100 Hz
Frequency Response (-10dB)	33 Hz – 140Hz (with external DSP, LPF100)
Components (LF)	18" woofer (4" voice coil)
Directivity (-6dB)	Omnidirectional
Directivity factor (Q)	1
Directivity Index (DI)	0 dB
Weight	58 Kg
Finish	Multilayer birch plywood with high resistant black Polyurea® coating
Dimensions (H x W x D)	555 x 740 x 748 mm
Grille	2 mm powder coated steel with black acoustic mesh
Rigging	M6 points
Connectors	1x Speakon NL4MP input / 1x Speakon NL4MP link

DISCOVER NÍTID



UNIQUE DESIGN

New S-series models build on the success, innovation and best-in-class performance of the original Nítid designs with improved features including a recessed moulded connector plate, more highly stylised form factor and improved robustness of the world's most acoustically transparent pro-audio speaker grille.



THE PERFECT BALANCE

An ongoing programme of research and development ensures that Nítid series loudspeakers continue to achieve the highest levels of output and performance from the most compact sized designs, in an unrivalled synthesis of engineering and aesthetic form.



SIDE VIEW



FRONT VIEW WITHOUT GRILLES



REAR VIEW



BOTTOM VIEW

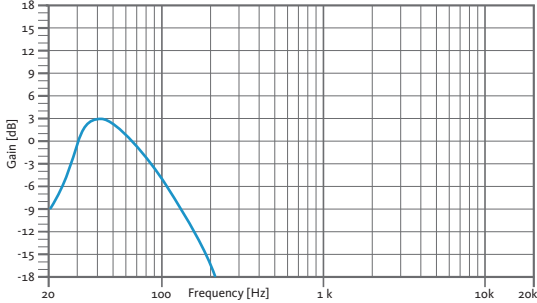


TOP VIEW

RECOMMENDED PRESETS WITH EXTERNAL AMATE AUDIO DSP

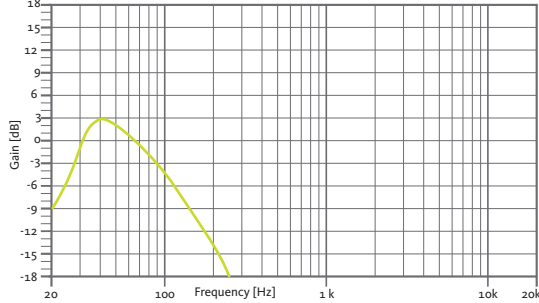
LPF80

LPF 80 Hz



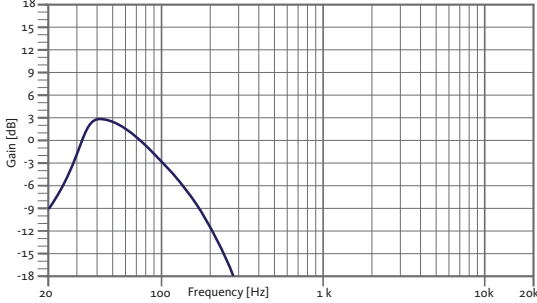
LPF90

LPF 90 Hz

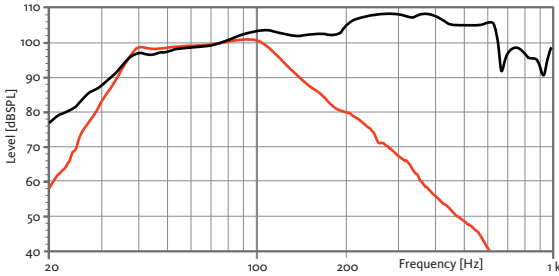


LPF100

LPF 100 Hz



FREQUENCY RESPONSE 1w/1m (LPF100 PRESET)

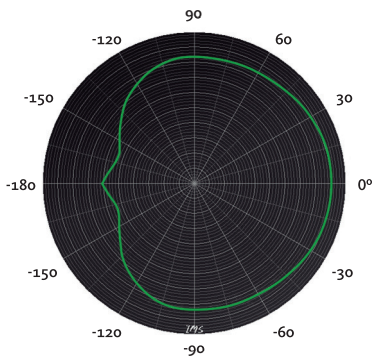


— Without processing

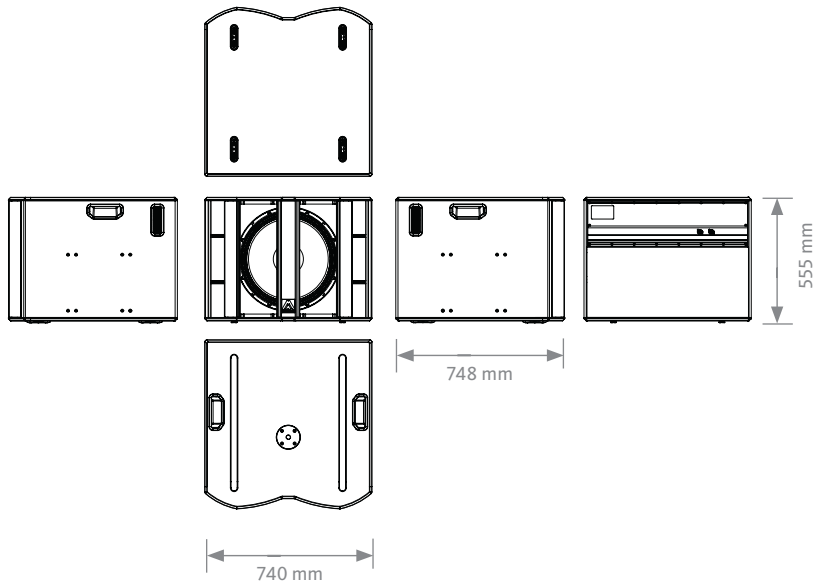
— Recommended [LPF100] with external Amate Audio DSP & HD4000 amplifier

EASY CARDIOID CONFIGURATION THROUGH AVAILABLE PRESETS

63 Hz



CAD DRAWING SCHEME



S18WP

2400 W
1x 18" PASSIVE
SUBWOOFER



ACCESSORIES

FLYING HARDWARE KRW118
For flying S18WP



BUMPER BRWX
For flying S18WP



PROTECTION COVER NC-XW118



DISTANCE ROD M20 SP-CRTL
Ø: 35 mm
Length: 55 cm ~ 90 cm
Thread: M20



TROLLEY TR-XW118
Wooden plate with reinforced wheels



THE BEST COMBINATION

The best experience of Nitid passive systems is reached with Amate Audio's HD series amplifiers, LMS series digital signal processors and TPD amplifier with digital signal processor. Factory presets are available to set-up the system in a short time.



HD Series



LMS206
LMS608



TPD Series

RECOMMENDED CONFIGURATION

